


Zoo Writing Workstation


Activities



Learning and Teaching with Preschoolers

<http://learningandteachingwithpreschoolers.blogspot.com>

Original Clipart by KPM Doodles



Learning and Teaching with Preschoolers

<http://learningandteachingwithpreschoolers.blogspot.com/>

Learning and Teaching with Preschoolers provides booklets, packets and lesson plans that will enable children to acquire information and learning concepts through meaningful hands on activities. All products will give children a variety of learning experiences.

While using these products teachers will have the opportunity to observe children as they participate, explore and interact with the materials. These products will help free up time so that teachers will be able to collect meaningful anecdotal notes, work samples, and other evidence that will help show each child's skills and behaviors. In order to meet all State Standards and Assessments tools.

Remember to give each child the joy of life long learning.

- Because of the reproducible nature of Learning and Teaching with Preschoolers resources and products all sales are final.
- All materials are licensed for use by only one teacher in one classroom only.
- All products are formatted on PDF files and are print friendly.
- If you have any question about the products please feel free to email me at teachingpreschoolers@gmail.com


Happy Hands are Learning Hands

Tami




At the Zoo Class Book

Zoo Animal Book Have each child draw a picture of their favorite zoo animal and fill in their name and zoo animal that they drew. (Tami wants to see monkeys at the zoo.) Laminate pictures and turn it into a class book for the book nook area. Cut out the front of an animal cracker box to be the cover of your class book.

A black and white line drawing of a blank template for a zoo animal book page. It features a large rectangular area with a decorative, scalloped border. Above the border, a small banner reads "At the Zoo". Below the border, there are two horizontal lines for writing, followed by the text "wants to see at the zoo.".

At the Zoo
Class Book






At the Zoo

_____ wants to see
_____ at the zoo.

At the Zoo

Writing Workstation Activity Sheets


At the Zoo



What I did at the zoo _____

_____.

At the Zoo



My favorite zoo animal was
the _____

At the Zoo



My favorite thing about the
zoo was _____



At the Zoo

My favorite thing about the
zoo was _____

_____.



At the Zoo

My favorite zoo animal was
the _____

_____.

At the Zoo

What I did at the zoo _____

_____.

For More Learning and Teaching with Preschoolers
Products go to

Teachers Pay Teachers


<http://www.teacherspayteachers.com/Store/Teaching-Preschoolers/>

Teachers Notebook

<http://www.teachersnotebook.com/shop/teachingpreschoolers>



Clipart by



<http://kpmdoodles.blogspot.com/>