



Sorry About the

Mess

but we are

Learning

HERE



Changing the

Theme: All About Me

Art & Crafts

Building Fine
Motor Skills
Pipe Cleaner and
Bead Sculptures



Measure: _____

Dramatic Play

Lets play school
ABC letter line
Pointer
Write and wipe board
Clip boards
Big book

Measure: _____

Science

X-Ray on light
table



Measure: _____

Math Area



Roll
and
Color



Measure: _____

Music & Movement

Hockey Pokey
Using
Dance Ribbons

Measure: _____

Sand & Water

Add bone cookie
cutters to kinetic
sand.



Measure: _____

Keeping them engaged

Centers

Date: _____



Block & Building



Add blocks of
Children

Measure: _____

Writing Center

Rainbow Writing



Measure: _____

Book Area

All About Me Theme
Books
Color Books
Shape Books



Play Dough

Add Mr. & Mrs.
Potato head
parts



Measure: _____

Cooking & Nutrition

Rice Cake Faces



Measure: _____

ABC & Words




Beginning Sound
Sorting Mats

Measure: _____

Morning Work

Letter Work with Pom Poms



Journal Writing

Social Development

Welcome

Objective: Children will be able to: Make a friendly greeting.

Puppet: New Friend

Song: The Welcome Song

Vocabulary- Welcome

Math Circle

Vocabulary

Objective:

Students will identify and describe

The attribute of color among sets of concrete objects.

Attribute

Color

Book: New Shoe Red Shoe

Color Card

YouTube- Color Song

Work Time (Art)

How Tall Am I?



DRDP- COG 1, 5, 7,
ATL-REG 5, 6
SED-3, 4,
LLD 1, 2, 3, 4

Work Time (Curriculum)

Name Collage



DRDP- COG 7
ATL-REG 5, 6
SED-4,
LLD 1, 2, 3, 4

Monday

ABC Circle


Vocabulary

Phonological Awareness: Mouse in a Hole. Discuss loud noise, soft noise

Brain Builder

Alphabet Recognition: ABC song with flip chart

Book: Hurry for Pre-K



Play

Clean

Listen

Beautiful

Small Group Activities

Yellow Group

Draw Person
Name Write

DRDP Measure Portfolio


Green Group

Blue Group

Red Group

Name: _____ Date: _____

August
I can draw myself




I can write my name

Date: _____ Theme: _____ All About Me

Morning Work

Letter Work with Pom Poms



Journal Writing

Social Development

Welcome

Objective: Children will be able to: Say their name

Picture Story: Yesterday we meet?

Song: The Welcome Song

Vocabulary- Welcome



Math Circle

Vocabulary

Objective:

Students will identify and describe

The attribute of color among sets of concrete objects.

Attribute

Color

Chart Story I see color shoe

I see  shoes.

I see  shoes.

I see  shoes.

Color Sorting on Smart Board

Work Time (Art)

How Tall Am I?



DRDP- COG 1, 5, 7,
ATL-REG 5, 6
SED-3, 4,
LLD 1, 2, 3, 4

Work Time (Curriculum)

Name Collage



DRDP- COG 7
ATL-REG 5, 6
SED-4,
LLD 1, 2, 3, 4

Tuesday



ABC Circle

Vocabulary

Print Awareness:: Environmental Print: Show children how things are labeled in the classroom

Brain Builder

Shared Writing: Make a list of what children do at school

Story Telling: Mary Had a Little Lamb

Play
Clean
Listen
Beautiful

Small Group Activities

Yellow Group



Lakeshore Kid Counter
Classification into groups
Counting Amounts
(Smallest Biggest)


Children will be able to group objects, count amounts and identify which has more or less

DRDP- COG 4,5, ATL-REG 5, 6, SED 3, 4, LLD- 1, 2, 3,

Green Group

Play mats making faces and clothes

DRDP- LLD- 1, 2, 3 ,10 ELD- 1, 2,
3,COG-1,9 PD_HLTH 4



Skill: Students will gain dexterity resulting in the progression of the penmanship skills.

Blue Group

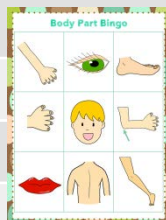
How tall are they?
DRDP Assessment Worksheet
portfolio
and Check List



Skill: Children will identify, describe and compare by attributes of height. Tall, taller, tallest

Red Group


Body Part Bingo



Skill: Children will demonstrate an understanding of spoken words and sounds. Recognize and produce rhyming words.

Morning Work

Letter Work with Pom Poms



Journal Writing

Social Development

Welcome

- Objective: Children will be able to:
Show someone new around the room
- Picture Story: Model – How to say hello to our new friends
- Song: The Welcome Song
- Vocabulary- Welcome

Math Circle

Vocabulary

Objective: Students will use one to one correspondence to identify describe, and compare sets of concrete objects using language such as more than, less than or same as.

- Book: Just Enough Carrots
- Smart Board More, Less, Same

One-to-one
More than
Less than
Same as

Work Time (Art)

How Tall Am I?



DRDP- COG 1, 5, 7,
ATL-REG 5, 6
SED-3, 4,
LLD 1, 2, 3, 4

Work Time (Curriculum)

Name Collage



DRDP- COG 7
ATL-REG 5, 6
SED-4,
LLD 1, 2, 3, 4

Wednesday

ABC Circle

Vocabulary

Oral Language: Color Cards

Book: Hurry for Pre-K

Brain Builder

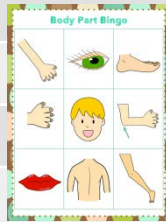
Group Writing: Guided drawing of self
Circle, eyes, nose, mouth, hair, ears,
Eyebrows and eye lashes

Play
Clean
Listen
Beautiful

Small Group Activities

Yellow Group

Body Part Bingo



Skill: Children will demonstrate an understanding of spoken words and sounds. Recognize and produce rhyming words.

Green Group

Lakeshore Kid Counter
Classification into groups
Counting Amounts
(Smallest Biggest)


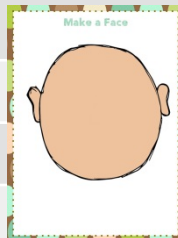


Children will be able to group objects, count amounts and identify which has more or less

DRDP- COG 4,5, ATL-REG 5, 6, SED 3, 4, LLD- 1, 2, 3,

Blue Group

Play mats making faces and clothes



Skill: Students will gain dexterity resulting in the progression of the penmanship skills.

DRDP- LLD- 1, 2, 3 ,10 ELD- 1, 2, 3, COG-1,9 PD_HLTH 4

Red Group


How tall are they?
DRDP Assessment Worksheet
portfolio
and Check List



Skill: Children will identify, describe and compare by attributes of height.
Tall, taller, tallest

Morning Work

Letter Work with Pom Poms



Journal Writing

Social Development

Welcome

Objective: Children will be able to: Show someone new around the room

Picture Story: Model – How to show our new friend around the room

Song: The Welcome Song

Vocabulary- Welcome

Math Circle

Vocabulary

Objective:

Students will identify and describe

The attribute of color among sets of concrete objects.

Book Shapes, Shapes, Shapes

Flip Chart 3 Color Shapes

Heart

Star

Shape

Round

straight

Work Time (Art)

How Tall Am I?



DRDP- COG 1, 5, 7,
ATL-REG 5, 6
SED-3, 4,
LLD 1, 2, 3, 4

Work Time (Curriculum)

Name Collage



DRDP- COG 7
ATL-REG 5, 6
SED-4,
LLD 1, 2, 3, 4

Thursday



ABC Circle

Vocabulary

Smart Board Lesson: ABC order
Lakeshore Game

Play
Clean
Listen
Beautiful

Small Group Activities

Yellow Group

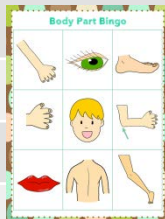
How tall are they?
DRDP Assessment Worksheet
portfolio
and Check List



Skill: Children will identify, describe
and compare by attributes of height.
Tall, taller, tallest

Green Group

Body Part Bingo



Skill: Children will demonstrate an
understanding of spoken words and
sounds. Recognize and produce
rhyming words.

Blue Group

Lakeshore Kid Counter
Classification into groups
Counting Amounts
(Smallest Biggest)



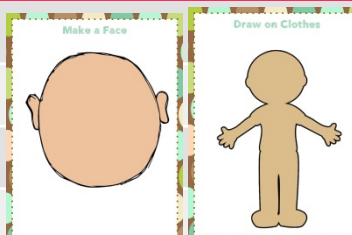
Children will be able to group objects,
count amounts and identify which has
more or less

DRDP- COG 4,5, ATL-REG 5, 6, SED 3, 4, LLD- 1, 2, 3,

Red Group

Play mats making faces and clothes

DRDP- LLD- 1, 2, 3 ,10 ELD- 1, 2,
3,COG-1,9 PD_HLTH 4




Skill: Students will
gain dexterity
resulting in the
progression of the
penmanship skills.

Date: _____ Theme: _____ All About Me

Morning Work

Letter Work with Pom Poms



Journal Writing

Social Development

Review Letters and oral language

Child Choice Song

Brain Builder

Child Choice Book/Smart Board

Math Circle

Vocabulary

Objective:

Students will identify and describe

The attribute of color among sets of concrete objects.

Book Shape

Friends Smart Board Book

How do you Feel today?



Heart

Star

Shape

Round

straight

Work Time (Art)

How Tall Am I?



DRDP- COG 1, 5, 7,

ATL-REG 5, 6

SED-3, 4,

LLD 1, 2, 3, 4

Work Time (Curriculum)

Name Collage



DRDP- COG 7

ATL-REG 5, 6

SED-4,

LLD 1, 2, 3, 4

Friday

ABC Circle

Vocabulary

Review Letters and oral language

Child Choice Song

Brain Builder

Child Choice Book/Smart Board

Play

Clean

Listen


Beautiful

Small Group Activities

Yellow Group

Play mats making faces and clothes

DRDP- LLD- 1, 2, 3 ,10 ELD- 1, 2,
3,COG-1,9 PD_HLTH 4



Skill: Students will gain dexterity resulting in the progression of the penmanship skills.

Green Group

How tall are they?

DRDP Assessment Worksheet
portfolio
and Check List



Skill: Children will identify, describe and compare by attributes of height. Tall, taller, tallest

Blue Group

Body Part Bingo



Skill: Children will demonstrate an understanding of spoken words and sounds. Recognize and produce rhyming words.

Red Group

Lakeshore Kid Counter
Classification into groups
Counting Amounts
(Smallest Biggest)



Children will be able to group objects, count amounts and identify which has more or less

DRDP- COG 4,5, ATL-REG 5, 6, SED 3, 4, LLD- 1, 2, 3,