

EVERY
child in your class is
someone's whole
WORLD





Changing the

Theme: Apples

Art & Crafts

Craft Sticks
Scrap fabric
Permanent Markers



Measure: _____

Dramatic Play

Add capes
and
Masks



Measure: _____

Science

Magnetic Power
Pushing magnetic
With magnetic
Positive and
negative power



Measure: _____

Math Area



Measure: _____

Music & Movement



Handmade
instruments

Measure: _____

Sand & Water

Magnetic Table



Measure: _____

Keeping them engaged

Centers

Date: _____



Block & Building

Add felt capes
to block people



Measure: _____

Writing Center

Say It, Dot It, Write It

A, F, M and S



Measure: _____

Book Area

Friendship books
Apple books
Little Red Hen

Measure: _____

Play Dough

Use fine motor
Mats with Play Dough



Measure: _____

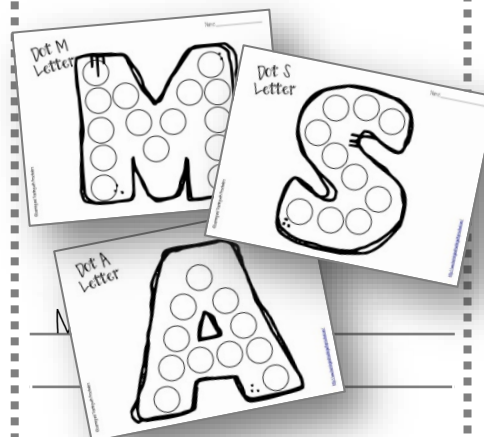
Cooking & Nutrition

Measure: _____

ABC & Words

Do-A-Dot
Letters

A, F, M and S



Measure: _____

Date: _____ Theme: _____

Morning Work

Number Counting Folders
Rhyming Folder
Letter Folder



Social Development

Following Directions

Objective: Children will be able to demonstrate and follow Directions while doing activities.

Puppets: Demonstrate how to follow directions.
Teacher gives puppet a two step direction boy puppet demonstrates
Teacher gives puppet a three step direction girl puppet demonstrates



Math Circle

Children will use the problem-solving strategy
Act it out to solve problems about solid figures

Flip Cart T23



Vocabulary

Shape
Cube
Cone
Sphere
cylinder

Work Time (Art)

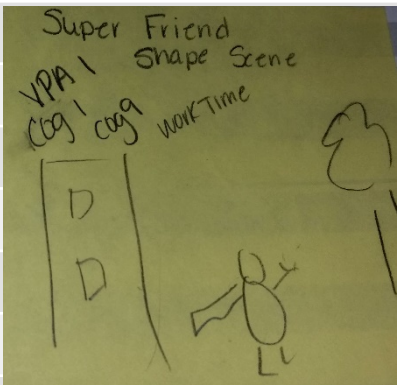
Super Capes

Large Brown Bags First letter of name, stickers and gems



Work Time (Curriculum)

Super Friend Shape Scene



Monday

ABC Circle

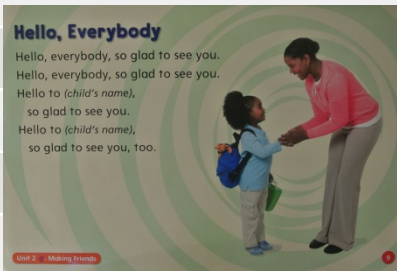
Vocabulary

Phonological Awareness : Hello Everybody Flip Chart
Jack and Jill went up the Hill

Brain Builder

Alphabet Recognition:
Introduce letter M

Book: Friends All Around




Frustrated
Excellent
Determined
Helpful

Small Group Activities

Yellow Group


Super Stamping



Skill: Children will learn to identify letters in random order.

Green Group

How Many
Super Friends



Skill: Children will accurately count up to 10 saying the number names in standard order and represent a number to a written numeral 1-10. Child will print written numerals 1-10.

Blue Group

Finding Super
Sounds



Skill: Students will be able to produce a word and identify the initial sound of that word.

Red Group

Super Shape
Match



Skill: Children will be able to recognize and name the shapes

Date: _____ Theme: _____

Morning Work

Number Counting Folders
Rhyming Folder
Letter Folder



Social Development

Following Directions

Objective: Children will be able to demonstrate and follow Directions while doing activities.



Picture Card Story

Math Circle

Children will use the problem-solving strategy
Act it out to solve problems about solid figures.

Ask children which one will roll straighter the
Sphere or the cylinder.

Act out to see what happens.



Vocabulary

Shape
Cube
Cone
Sphere
cylinder

Work Time (Art)

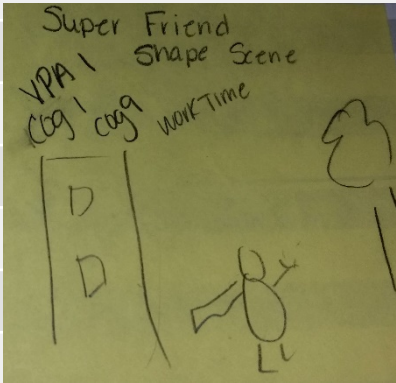
Super Capes

Large Brown Bags First letter of
name, stickers and gems



Work Time (Curriculum)

Super Friend Shape Scene



Tuesday

ABC Circle

Vocabulary

Shared Writing:
How to be a Super Friend

Brain Builder :
[ABC Fluency Movement](#)

Story Telling: Jack and Jill went up the Hill



Frustrated
Excellent
Determined
Helpful

Small Group Activities

Yellow Group


Super Shape
Match



Skill: Children will be able to recognize and name the shapes

Green Group


Super Stamping



Skill: Children will learn to identify letters in random order.

Blue Group

How Many
Super Friends



Skill: Children will accurately count up to 10 saying the number names in standard order and represent a number to a written numeral 1-10. Child will print written numerals 1-10.

Red Group

Finding Super
Sounds



Skill: Students will be able to produce a word and identify the initial sound of that word.

Date: _____ Theme: _____

Morning Work

Number Counting Folders
Rhyming Folder
Letter Folder



Social Development

Following Directions

Objective: Children will be able to demonstrate and follow Directions while doing activities.

- Set up two step obstacle course
- Jump through three rings with two feet.
- Cross the balance beam.

Math Circle

Children will use the problem-solving strategy
Act it out to solve problems about solid figures

Read: Color Zoo



Vocabulary

- Shape
- Cube
- Cone
- Sphere
- cylinder

Work Time (Art)

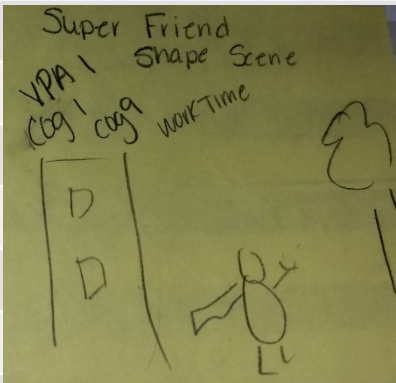
Super Capes

Large Brown Bags First letter of name, stickers and gems



Work Time (Curriculum)

Super Friend Shape Scene



Wednesday

ABC Circle

Vocabulary

Oral Language: Oral language cards

Classroom items

Brain Builder

[ABC Fluency Movement](#)



Frustrated
Excellent
Determined
Helpful

Group Writing: Guided Drawing Super Friends

Small Group Activities

Yellow Group

Finding Super Sounds



Skill: Students will be able to produce a word and identify the initial sound of that word.

Green Group


Super Shape Match



Skill: Children will be able to recognize and name the shapes

Blue Group


Super Stamping



Skill: Children will learn to identify letters in random order.

Red Group

How Many Super Friends



Skill: Children will accurately count up to 10 saying the number names in standard order and represent a number to a written numeral 1-10. Child will print written numerals 1-10.

Date: _____ Theme: _____

Morning Work

Number Counting Folders
Rhyming Folder
Letter Folder



Social Development

Following Directions

Objective: Children will be able to demonstrate and follow Directions while doing activities.

- Set up three step obstacle course
- Jump through three rings with two feet.
- Cross the balance beam.
- Crawl through tunnel.

Math Circle

Children will use the problem-solving strategy
Act it out to solve problems about solid figures

Vocabulary

- Shape
- Cube
- Cone
- Sphere
- cylinder

Flip Chart T24



Work Time (Art)

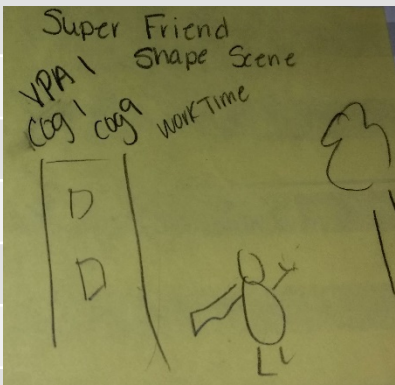
Super Capes

Large Brown Bags First letter of name, stickers and gems



Work Time (Curriculum)

Super Friend Shape Scene



Thursday

ABC Circle

Vocabulary

Smart Board Lesson:




Frustrated
Excellent
Determined
Helpful

Small Group Activities

Yellow Group

How Many
Super Friends



Skill: Children will accurately count up to 10 saying the number names in standard order and represent a number to a written numeral 1-10. Child will print written numerals 1-10.

Green Group

Finding Super
Sounds



Skill: Students will be able to produce a word and identify the initial sound of that word.

Blue Group


Super Shape
Match



Skill: Children will be able to recognize and name the shapes

Red Group

Super Stamping



Skill: Children will learn to identify letters in random order.

Date: _____ Theme: _____

Morning Work

Number Counting Folders
Rhyming Folder
Letter Folder



Social Development

Following Directions

Objective: Children will be able to demonstrate and follow Directions while doing activities.

Super Friends learn to follow directions
Have children come up and follow the directions that are given.




Math Circle

Children will use the problem-solving strategy
Act it out to solve problems about solid figures

Read:

[Mat Man Shapes](#)



Vocabulary

Shape
Cube
Cone
Sphere
cylinder

Work Time (Art)

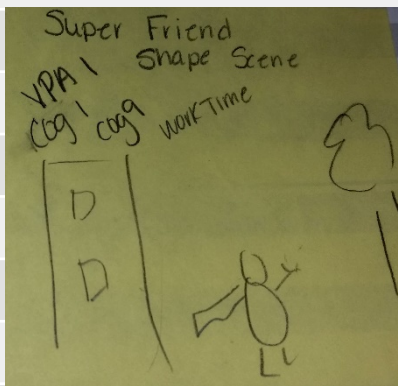
Super Capes

Large Brown Bags First letter of name, stickers and gems



Work Time (Curriculum)

Super Friend Shape Scene



Friday

Vocabulary

Review Letters and oral language

Child Choice Song

Brain Builder

Child Choice Book/Smart Board

Small Group Activities

Yellow Group

I'm a Super Friend because...

Green Group

Blue Group

Red Group

I'm a Super Friend because...