



Children

are our most valuable  
natural resource

Herbert Hoover



# Changing the

## Art & Crafts

### Clay Pumpkin Heads



## Dramatic Play

### Farmers Market

## Science

### Perdition What will happen If...



## Math Area

### Pumpkin Seed Count



## Music & Movement

### Add all of the children's handmade Instruments from Super Friend Parade

## Sand & Water

### Black Bean Bin With pumpkins Spiders bats



# Keeping them engaged Centers



## Block & Building

Add small pumpkins  
Tractors  
Mini Scarecrows



## Play Dough

## Writing Center



Color the Room  
Wild Thing W  
Letter M



## Cooking & Nutrition

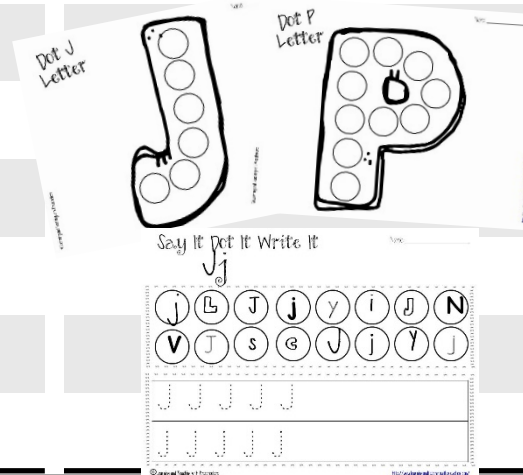

## Book Area

Pumpkin Books  
Monster Books  
Fall Books

## Letter & Words

Letter Stamping  
J and P

How Many Pumpkins  
In the Field





Date: 10/27/2014


Theme: Pumpkins and Monsters

## Social Development

### When I'm Scared (Imagination)

Children will learn how to deal with their imaginations and being scared.

Read  
The Great  
Monster Hunt



Scared  
Imagination  
Frightened  
Surprised

## Math Circle

Skill: Children will use visual discrimination to determine which pumpkins match.

### Pumpkin Match

Pumpkin, pumpkin  
In a patch.  
Pick a pumpkin  
and make it match.



## Math Vocabulary


Same  
Different  
Why?

## Work Time (Art)



## Work Time (curriculum)

### How Tall is the Pumpkin?



DRDP Assessment

# Monday

## ABC Circle

## ABC


## Vocabulary

Phonological Awareness-  
Itsy Bitsy Spider

Brain Builder- Fluency Fitness  
Letters J, M, P and W and Beginning sounds

Alphabet Recognition:

Book: The Itsy Bitsy Spider



Pail  
Dew  
Flick

## Small Group Activities

### Yellow Group

[Pumpkin Letter  
Bingo](#)



Skill: Children will learn to identify letters in random order.

### Green Group

[Monster Teeth  
Count](#)



Skill: Children will use one-to-one correspondence and rote counting to determine how many objects are in a set. 1 to 10.  
Children will demonstrate that the last count indicates how many items were counted.

### Blue Group


[Beginning Sound  
Sort P and J](#)



Skill: Students will be able to produce a word and identify the initial sound of that word. (J and P words)

### Red Group

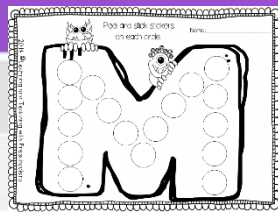
[Monster  
Flip, Match and  
Stamp](#)



Skill: Children will build visual discrimination skill.

### Purple Group

[Peel & Stick M and W](#)  
[Peel & Stick J and P](#)



Skill: Children will gain dexterity resulting in the progression of the penmanship skills.



Date: 10/28/2014

Theme: Pumpkins and Monsters

## Social Development

### When I'm Scared (Imagination)

Children will learn how to deal with their imaginations and being scared.

Read

The Little Old Lady  
Who Was Not Afraid of  
Anything

The Little Old Lady  
Who Was Not Afraid of Anything



by Linda Williams illustrated by Megan Lloyd

Scared  
Imagination  
Frightened  
Surprised

## Math Circle

### Five Little Pumpkins Board Story

How Many Pumpkins  
Board Math  
Subatizing

#### Five Little Pumpkins

Five little pumpkins sitting on a gate  
The first one said "Oh my it's getting late."  
The second one said "There are witches in the air."  
The third one said "But we don't care!"  
The forth one said "I'm ready for some fun."

Whooooo went the wind and out went the light.  
And the five little pumpkins rolled out of sight.



## Math Vocabulary

Same  
Different  
Why?

## Work Time (Art)



## Work Time (curriculum)

### How Tall is the Pumpkin?



DRDP Assessment

# Tuesday


## ABC Circle

Print Awareness:: How does a pumpkin grow?

Write what children say

Shared Writing:


Read : Pumpkin Pumpkin



## ABC

## Vocabulary

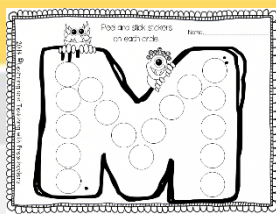
Seed  
Dirt  
Pot  
Till  
Vine  
Bloom



## Small Group Activities

### Yellow Group

Peel & Stick M and W



Skill: Children will gain dexterity resulting in the progression of the penmanship skills.

### Green Group

Pumpkin Letter Bingo



Skill: Children will learn to identify letters in random order.

### Blue Group

Monster Teeth Count



Skill: Children will use one-to-one correspondence and rote counting to determine how many objects are in a set. 1 to 10.

Children will demonstrate that the last count indicates how many items were counted.

### Red Group


Beginning Sound Sort P and J



Skill: Students will be able to produce a word and identify the initial sound of that word. (J and P words)

### Purple Group

Monster Flip, Match and Stamp



Skill: Children will build visual discrimination skill.



Date: 10/29/2014


Theme: Pumpkins and Monsters

## Social Development

### Taking Turns

Children will learn how important it is to take turns.

Read  
Pumpkin Soup



### Math Circle

Skill: Children will use visual discrimination to determine which pumpkins match.

### Pumpkin Match



### Math Vocabulary


Same  
Different  
Why?

### Work Time (Art)



### Work Time (curriculum)

### How Tall is the Pumpkin?



DRDP Assessment



# Wednesday

## ABC Circle

## ABC

## Vocabulary

Oral Language: Life Cycle of a Pumpkin

Alphabet Recognition: [J and P](#)


Group Writing: Letter Formation  
J, M, P and W



## Small Group Activities

### Yellow Group

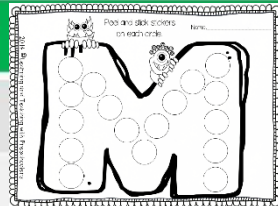
[Monster  
Flip, Match and  
Stamp](#)



Skill: Children will build visual discrimination skill.

### Green Group

[Peel & Stick M and W](#)



Skill: Children will gain dexterity resulting in the progression of the penmanship skills.

### Blue Group

[Pumpkin Letter  
Bingo](#)



Skill: Children will learn to identify letters in random order.

### Red Group

[Monster Teeth  
Count](#)



Skill: Children will use one-to-one correspondence and rote counting to determine how many objects are in a set. 1 to 10.

Children will demonstrate that the last count indicates how many items were counted.

### Purple Group

[Beginning Sound  
Sort P and J](#)



Skill: Students will be able to produce a word and identify the initial sound of that word. (J and P words)

Date: 10/30/2014

Theme: Pumpkins and Monsters

## Social Development

### When I'm Scared (Imagination)

Children will learn how to deal with their imaginations and being scared.

Read  
The Great  
Monster Hunt

[Monster Feelings  
Pocket Chart](#)

On Monday monster was  glad.

On Tuesday monster was  sad.

On Wednesday monster was  angry.

On Thursday monster was  scared.

On Friday monster was  surprised.

Scared  
Imagination  
Frightened  
Surprised

## Math Circle

Monster Math  
Simple addition  
Using Song Ten  
Little Monsters  
Jumping on the  
Bed



## Math Vocabulary

More  
Less  
Add  
Subtract


## Work Time (Art)

Exploring Pumpkins



## Work Time (curriculum)

[How Tall is the Pumpkin?](#)



DRDP Assessment

# Thursday

ABC Circle

ABC

## Music Teacher

Vocabulary

Love Love this part of my week. Learning new things to do with our musical instruments and scarfs.

Week 6 of 9

### Small Group Activities

#### Yellow Group


[Beginning Sound Sort P and J](#)



Skill: Students will be able to produce a word and identify the initial sound of that word. (J and P words)

#### Green Group

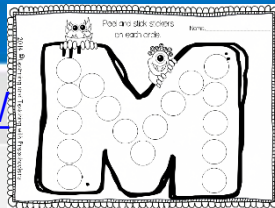
[Monster Flip, Match and Stamp](#)



Skill: Children will build visual discrimination skill.

#### Blue Group

[Peel & Stick M and W](#)



Skill: Children will gain dexterity resulting in the progression of the penmanship skills.

#### Red Group

[Pumpkin Letter Bingo](#)



Skill: Children will learn to identify letters in random order.

#### Purple Group

[Monster Teeth Count](#)



Skill: Children will use one-to-one correspondence and rote counting to determine how many objects are in a set. 1 to 10. Children will demonstrate that the last count indicates how many items were counted.

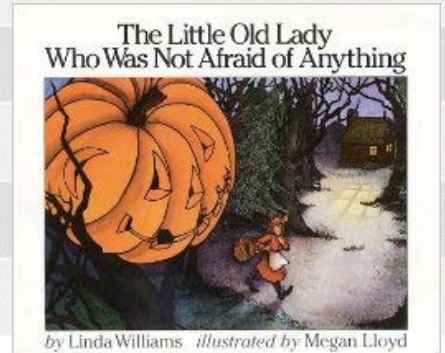




Date: 10/31/2014

Theme: Pumpkins and Monsters

## Social Development

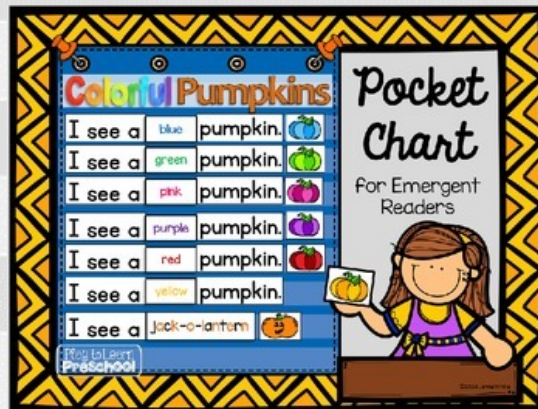
Child Choice Vote with Sticky Notes



Math Circle

Math Vocabulary

[Color Pumpkin Pocket Chart](#)




Work Time (Art)

Exploring Pumpkins



Work Time (curriculum)

[How Tall is the Pumpkin?](#)



# Friday

## ABC Circle

## ABC

Review Letters and oral language

Vocabulary

Child Choice Song

Brain Builder

Child Choice Book/Smart Board

## Small Group Activities

### Yellow Group

#### Monster Teeth Count



Skill: Children will use one-to-one correspondence and rote counting to determine how many objects are in a set. 1 to 10.

Children will demonstrate that the last count indicates how many items were counted.

### Green Group


#### Beginning Sound Sort P and J



Skill: Students will be able to produce a word and identify the initial sound of that word. (J and P words)

### Blue Group

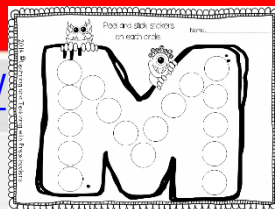
#### Monster Flip, Match and Stamp



Skill: Children will build visual discrimination skill.

### Red Group

#### Peel & Stick M and W



Skill: Children will gain dexterity resulting in the progression of the penmanship skills.

### Purple Group

#### Pumpkin Letter Bingo



Skill: Children will learn to identify letters in random order.