



With HEART  
and helping HANDS,  
A CHILD  
can accomplish anything.



# Changing the

Theme: All About Me

## Art & Crafts

Building Fine Motor Skills  
Pipe Cleaner and Bead Sculptures



Measure: \_\_\_\_\_

## Dramatic Play

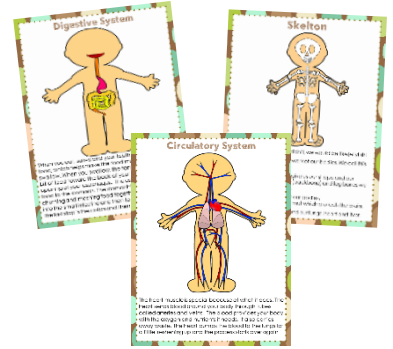
Beauty Shop Prop Box



Measure: \_\_\_\_\_

## Science



Body fact posters



Measure: \_\_\_\_\_

## Math Area

How many paper clips tall



Measure: \_\_\_\_\_

## Music & Movement

Hockey Pokey  
Using Dance Ribbons

Measure: \_\_\_\_\_

## Sand & Water

Add bone cookie cutters to kinetic sand.



Measure: \_\_\_\_\_



# Keeping them engaged

# Centers

Date: \_\_\_\_\_



## Block & Building



Add blocks of  
Children

Measure: \_\_\_\_\_

## Writing Center

Write the Room  
Color: Blue  
Shape: Oval



Measure: \_\_\_\_\_

## Book Area

All About Me Theme  
Books  
Color Books  
Shape Books



## Play Dough

Add Mr. & Mrs.  
Potato head  
parts



Measure: \_\_\_\_\_

## Cooking & Nutrition

Rice Cake Faces



Measure: \_\_\_\_\_

## ABC & Words



Letter Mats  
B and M

Measure: \_\_\_\_\_


Date: \_\_\_\_\_ Theme: \_\_\_\_\_

Morning Work

Letter Work with Pom Poms  
And Floral Stones



Letter Work with Stickers



Journal Writing

Social Development

Listening

Objective: Children will be able to demonstrate listening rules in a group.

Puppet: How to listen

Song: The listening Rules Song

Vocabulary- Listening

Math Circle

Objective: Students will identify and describe the attribute of size among various dimensions of concrete objects.

Book: Blue Sea (big book)




Smart Board Long Short Thick Thin

Vocabulary

Size  
Long  
Short  
Thick  
Thin

Work Time (Art)

Clay Heads



Work Time (Curriculum)

How does our stomach digest our food?



DRDP ATL-REG 3 SED-3,4, LLD 1,2,3,4,7,9,10, ELD 2 COG3,10, 11

# Monday

## ABC Circle

## Vocabulary


Phonological Awareness: I clap my hands

Flip chart

Brain Builder

Alphabet Recognition:  
ABC song with flip chart

Book: Eyes, Nose, Fingers and Toes



Snug  
Bundle

Position Words  
Up  
Down

## Small Group Activities


### Yellow Group

Cutting Shapes  
Assessment

### Green Group

### Blue Group

### Red Group




| Name: _____ Date: _____                  |                            |
|--|----------------------------|
| Cutting Shapes                           |                            |
| <b>Approaches to Learning</b>            |                            |
| Attention Maintenance                    | Self Control               |
| Curiosity and Initiative in Learning     | Engagement and Persistence |
| Shared Use of Space and Materials        | Taking Turns               |
| <b>Language and Literacy</b>             |                            |
| Receptive Language                       | Responsiveness to Language |
| Expressive Language                      | Conversation               |
| Concepts about Print                     | Emergent Writing           |
| <b>English Language Development</b>      |                            |
| Comprehension of English                 | Expression in English      |
| Response to English                      |                            |
| <b>Math and Science</b>                  |                            |
| Number                                   |                            |
| <b>Physical Development (Fine Motor)</b> |                            |
| Scissor Grasp Correct                    | Turns Paper as Cutting     |
| Incorrect Hand Grip                      |                            |



Date: \_\_\_\_\_ Theme: \_\_\_\_\_

## Morning Work

Letter Work with Pom Poms  
And Floral Stones



Letter Work with Stickers



Journal Writing

## Social Development

### Listening

Objective: Children will be able to demonstrate listening rules in a group.

Picture Story: How to listen

Song: The listening Rules Song

Vocabulary- Listening



## Math Circle

Objective: Students will identify and describe the attribute of size among various dimensions of concrete objects.

Flip Chart 4: Pizza Size




## Vocabulary

Size  
Long  
Short  
Thick  
Thin

## Work Time (Art)

Clay Heads



## Work Time (Curriculum)

How does our stomach digest our food?



# Tuesday



## ABC Circle

## Vocabulary

Print Awareness:: Environmental Print  
Smart Board

Brain Builder

Shared Writing: Name things that we can do with  
our bodies. Write what children say. (clap, stomp, blink)

Story Telling: Mary Had a Little Lamb

Snug  
Bundle

Position Words  
Up  
Down

## Small Group Activities

### Yellow Group


Roll Count Write  
At School Mats



Skill: Children will be able to identify  
numbers,  
count objects and write numbers.

### Green Group


Beginning Sound




Skill: Children will learn to isolate and  
pronounce the initial sounds of words.

### Blue Group

At School  
Small Group Reading



Skill: Children will learn how to handle a  
book.



### Red Group

Sequencing Cards




Skill: Children will learn how to arrange  
series of events.

Date: \_\_\_\_\_ Theme: \_\_\_\_\_

## Morning Work

Letter Work with Pom Poms  
And Floral Stones



Letter Work with Stickers



Journal Writing

## Social Development

### Listening

Objective: Children will be able to demonstrate listening rules in a group.

Picture Story: Listening Rules Game

Song: The listening Rules Song

Vocabulary- Listening

## Math Circle

Objective: Students will use one to one correspondence to identify describe, and compare sets of concrete objects using language such as more than, less than or same as.

Book: Just Enough Carrots


Smart Board More, Less, Same

## Vocabulary

One-to-one  
More than  
Less than  
Same as

## Work Time (Art)

### Clay Heads



## Work Time (Curriculum)

How does our stomach digest our food?





# Wednesday

## ABC Circle

## Vocabulary

Oral Language: Body Parts

Book: If your happy and you know it

Brain Builder

Group Writing: Guided drawing of a hole body (head, body, legs, arms, hands, fingers, feet

Snug

Bundle

Position Words

Up

Down

## Small Group Activities

### Yellow Group

Sequencing Cards



Skill: Children will learn how to arrange series of events.

### Green Group


Roll Count Write  
At School Mats



Skill: Children will be able to identify numbers, count objects and write numbers.

### Blue Group


Beginning Sound



Skill: Children will learn to isolate and pronounce the initial sounds of words.

### Red Group

At School  
Small Group Reading




Skill: Children will learn how to handle a book.

| Name   | Date  |
|--|---|
| Concept of Print (Small Group Reading)           |   |
| 1. Identifies the front cover of a book          | 2. Identifies the back cover of a book            |
| 3. Identifies the title page of a book           | 4. Identifies the first page of a book            |
| 5. Identifies the last page of a book            | 6. Identifies the pages in the middle of a book   |
| 7. Identifies the pages in the middle of a book  | 8. Identifies the pages in the middle of a book   |
| 9. Identifies the pages in the middle of a book  | 10. Identifies the pages in the middle of a book  |
| 11. Identifies the pages in the middle of a book | 12. Identifies the pages in the middle of a book  |
| 13. Identifies the pages in the middle of a book | 14. Identifies the pages in the middle of a book  |
| 15. Identifies the pages in the middle of a book | 16. Identifies the pages in the middle of a book  |
| 17. Identifies the pages in the middle of a book | 18. Identifies the pages in the middle of a book  |
| 19. Identifies the pages in the middle of a book | 20. Identifies the pages in the middle of a book  |
| 21. Identifies the pages in the middle of a book | 22. Identifies the pages in the middle of a book  |
| 23. Identifies the pages in the middle of a book | 24. Identifies the pages in the middle of a book  |
| 25. Identifies the pages in the middle of a book | 26. Identifies the pages in the middle of a book  |
| 27. Identifies the pages in the middle of a book | 28. Identifies the pages in the middle of a book  |
| 29. Identifies the pages in the middle of a book | 30. Identifies the pages in the middle of a book  |
| 31. Identifies the pages in the middle of a book | 32. Identifies the pages in the middle of a book  |
| 33. Identifies the pages in the middle of a book | 34. Identifies the pages in the middle of a book  |
| 35. Identifies the pages in the middle of a book | 36. Identifies the pages in the middle of a book  |
| 37. Identifies the pages in the middle of a book | 38. Identifies the pages in the middle of a book  |
| 39. Identifies the pages in the middle of a book | 40. Identifies the pages in the middle of a book  |
| 41. Identifies the pages in the middle of a book | 42. Identifies the pages in the middle of a book  |
| 43. Identifies the pages in the middle of a book | 44. Identifies the pages in the middle of a book  |
| 45. Identifies the pages in the middle of a book | 46. Identifies the pages in the middle of a book  |
| 47. Identifies the pages in the middle of a book | 48. Identifies the pages in the middle of a book  |
| 49. Identifies the pages in the middle of a book | 50. Identifies the pages in the middle of a book  |
| 51. Identifies the pages in the middle of a book | 52. Identifies the pages in the middle of a book  |
| 53. Identifies the pages in the middle of a book | 54. Identifies the pages in the middle of a book  |
| 55. Identifies the pages in the middle of a book | 56. Identifies the pages in the middle of a book  |
| 57. Identifies the pages in the middle of a book | 58. Identifies the pages in the middle of a book  |
| 59. Identifies the pages in the middle of a book | 60. Identifies the pages in the middle of a book  |
| 61. Identifies the pages in the middle of a book | 62. Identifies the pages in the middle of a book  |
| 63. Identifies the pages in the middle of a book | 64. Identifies the pages in the middle of a book  |
| 65. Identifies the pages in the middle of a book | 66. Identifies the pages in the middle of a book  |
| 67. Identifies the pages in the middle of a book | 68. Identifies the pages in the middle of a book  |
| 69. Identifies the pages in the middle of a book | 70. Identifies the pages in the middle of a book  |
| 71. Identifies the pages in the middle of a book | 72. Identifies the pages in the middle of a book  |
| 73. Identifies the pages in the middle of a book | 74. Identifies the pages in the middle of a book  |
| 75. Identifies the pages in the middle of a book | 76. Identifies the pages in the middle of a book  |
| 77. Identifies the pages in the middle of a book | 78. Identifies the pages in the middle of a book  |
| 79. Identifies the pages in the middle of a book | 80. Identifies the pages in the middle of a book  |
| 81. Identifies the pages in the middle of a book | 82. Identifies the pages in the middle of a book  |
| 83. Identifies the pages in the middle of a book | 84. Identifies the pages in the middle of a book  |
| 85. Identifies the pages in the middle of a book | 86. Identifies the pages in the middle of a book  |
| 87. Identifies the pages in the middle of a book | 88. Identifies the pages in the middle of a book  |
| 89. Identifies the pages in the middle of a book | 90. Identifies the pages in the middle of a book  |
| 91. Identifies the pages in the middle of a book | 92. Identifies the pages in the middle of a book  |
| 93. Identifies the pages in the middle of a book | 94. Identifies the pages in the middle of a book  |
| 95. Identifies the pages in the middle of a book | 96. Identifies the pages in the middle of a book  |
| 97. Identifies the pages in the middle of a book | 98. Identifies the pages in the middle of a book  |
| 99. Identifies the pages in the middle of a book | 100. Identifies the pages in the middle of a book |

Date: \_\_\_\_\_ Theme: \_\_\_\_\_

## Morning Work

Letter Work with Pom Poms  
And Floral Stones



Letter Work with Stickers



Journal Writing

## Social Development

### Listening

Objective: Children will be able to demonstrate listening rules in a group.

Picture Story: Sounds in the classroom Game

Song: The listening Rules Song

Vocabulary- Listening

### Math Circle

Objective: Students will use one to one correspondence to identify describe, and compare sets of concrete objects using language such as more than, less than or same as.

Flip Cart 5




### Vocabulary

One-to-one  
More than  
Less than  
Same as

Book: Pete the Cat and his four groovy buttons

## Work Time (Art)

Clay Heads



## Work Time (Curriculum)

How does our stomach digest our food?



# Thursday

ABC Circle

Vocabulary


Smart Board Lesson: ABC order  
Lakeshore Game




## Small Group Activities

Yellow Group

At School  
Small Group Reading



Skill: Children will learn how to handle a book.



Green Group

Sequencing Cards



Skill: Children will learn how to arrange series of events.

Blue Group


Roll Count Write  
At School Mats



Skill: Children will be able to identify numbers, count objects and write numbers.

Red Group

Beginning Sound




Skill: Children will learn to isolate and pronounce the initial sounds of words.



Date: \_\_\_\_\_ Theme: \_\_\_\_\_

## Morning Work

Letter Work with Pom Poms  
And Floral Stones



Letter Work with Stickers



Journal Writing

## Social Development


### Listening

Objective: Children will be able to demonstrate listening rules in a group.

Book: Listen and Learn

Song: The listening Rules Song

Vocabulary- Listening



## Math Circle

Objective: Students will use one to one correspondence to identify describe, and compare sets of concrete objects using language such as more than, less than or same as.

Linking Chains (Boy and Girls)

Give each child a link  
(Red girls and Blue boys)

Have children come up on at a time  
Linking link to the right chain.


Discussion on  
which one has  
more or less

## Vocabulary

One-to-one  
More than  
Less than  
Same as

## Work Time (Art)

Clay Heads



## Work Time (Curriculum)

How does our stomach digest our food?



# Friday

## ABC Circle

## Vocabulary

Review Letters and oral language

Child Choice Song


Brain Builder

Child Choice Book/Smart Board

## Small Group Activities

### Yellow Group


Beginning Sound




Skill: Children will learn to isolate and pronounce the initial sounds of words.

### Green Group

At School  
Small Group Reading



Skill: Children will learn how to handle a book.



### Blue Group

Sequencing Cards



Skill: Children will learn how to arrange series of events.

### Red Group

Roll Count Write  
At School Mats



Skill: Children will be able to identify numbers, count objects and write numbers.