

# Weekly Objectives

## Social Development

**Thinking of Solutions:** Children will be able to think of lots of solutions to a problem.

## Math

**Problem Solving Strategy:** Children will use the strategy draw a picture to solve area problems

**Time:** Children will explore time by identifying and ordering events according to the time of day they occur.

## Language and Literacy

**Phonological Awareness:** Children will segment words by onset and rime

**Alphabet Recognition:** Children will identify Xx and Review Gg and Ww

**Print Awareness:** Children will match sentences

**Oral Language:** Children will identify nature words.

**Book Time:** Children will listen and comprehend. Identify main idea. Learn new vocabulary.

**Shared Writing:** Children will participate in writing questions and answers; draw and label a picture.

**Story Time:** Children will learn and comprehend; retell story events.



# Changing the

## Art & Crafts



Clay Letter Plates for Wall



Clay Spring  
Pasta Prints

## Dramatic Play




[Flower Shop from  
Pre-K Pages](#)

## Science



[Worm Observation  
and  
Composting](#)

## Math Area



[Caterpillar Pattern Boards](#)

## Music & Movement

## Sand & Water



[Flower Garden  
Sensory](#)


# Keeping them engaged Centers



## Block & Building

Add  
Sticks  
Stones  
Silk Flowers  
Plastic Bugs

## Writing Center



Write the Room  
G and 10

## Book Area

Spring  
Bugs  
Butterfly  
Worm  
Composting

## Play Dough

Spring Play Dough Mats



## Cooking & Nutrition

## Letter & Words





Date: 04/06/15

Theme: Nature Week 2

## Social Development

### Thinking of Solutions

Objective: Children will be able to think of lots of solutions to a problem.

Puppet Script: How to solve a problem

Song: When You Have a Problem (Track 27)



## Math Circle

### Problem Solving Strategy

Objective: Children will use the strategy draw a picture to solve area problems.

Read: Is It Larger?  
Is It Smaller?



## Math Vocabulary

Size  
Small  
Covers Less  
Big  
Covers More


## Work Time (Art)

Process Art  
Bugs



## Work Time (curriculum)

Grouchy Ladybug  
Writing prompts



ladybug 

yellow jacket 

stag beetle 

# Monday

## ABC Circle

Phonological Awareness-  
Silly Itsy Bitsy Spider

Brain Builder

Alphabet Recognition:  
Introduce Xx and Review Gg and Ww

Book: Hungry Caterpillar

### Silly Itsy bitsy Spider

The itty bitty spider  
crawled upon \_\_\_\_\_, 's head!  
It crawled all around, then made a  
nice, soft bed.  
It wiggled down his/her shoulder  
and jumped down to the floor.  
Then the itty bitty spider  
crawled to someone else for more!



## ABC

Speckled  
Flutter

Guard


Chilly

Sprinkling

Swirled

Grab

Accomplished



## Small Group Activities

### Yellow Group


Beginning Sound  
Sorting



Skill: Children will be able to produce a word and identify the initial sound of that word. (B, C, L and S words)

### Green Group

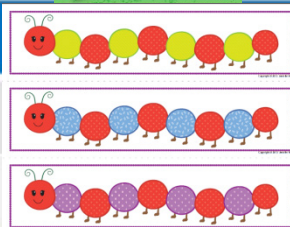
Inchworm  
Measurement



Skill: Children will identify, describe, and compare by attributes of height and length.

### Blue Group

Caterpillar  
Patterns



Skill: Children will extend simple patterns by predicting what comes next with concrete objects. Students will create simple patterns with concrete objects.

### Red Group

Butterfly  
Sequencing



Skill: Children will be able to describe lifecycles of the butterfly and ladybug.

### Purple Group

Catching  
Fireflies



Skill: Children will identify and find colors.



Date: 04/07/15

Theme: Nature Week 2

## Social Development

### Thinking of Solutions

Objective: Children will be able to think of lots of solutions to a problem.

### Story and Discussion

### Steps in Solving a Problem



## Math Circle

### Problem Solving Strategy

Objective: Children will use the strategy draw a picture to solve area problems.

Flip Chart 53



## Math Vocabulary

Size

Small


Covers Less

Big

Covers More

## Work Time (Art)

### Process Art Bugs



## Work Time (curriculum)

### Grouchy Ladybug Writing prompts



ladybug



yellow jacket



stag beetle



# Tuesday

## ABC Circle

## ABC

Print Awareness:: I see a big caterpillar.

Brain Builder

Shared Writing:  
How does a caterpillar grow?

Story Telling: Hungry Caterpillar



Speckled

Flutter

Guard

Chilly

Sprinkling

Swirled

Grab

Accomplished

## Small Group Activities

### Yellow Group


Butterfly  
Sequencing



Skill: Children will be able to describe lifecycles of the butterfly and ladybug.

### Green Group


Beginning Sound  
Sorting



Skill: Children will be able to produce a word and identify the initial sound of that word. (B, C, L and S words)

### Blue Group

Birdy Word  
Problems



Skill: Children will learn how to solve subtraction word problems by using objects.

### Red Group


Inchworm  
Measurement



Skill: Children will identify, describe, and compare by attributes of height and length.

### Purple Group

Creepy Crawly  
Bingo



Skill: Children will build vocabulary and identify bug names.

Date: 04/08/15

Theme: Nature Week 2

## Social Development

### Thinking of Solutions

Objective: Children will be able to think of lots of solutions to a problem.

### Thinking of Solutions

\*Counting the ways that we can solve the problem


### Math Circle

### Math Vocabulary

#### Time

Objective: Children will explore time by identifying and ordering events according to the time of day they occur.

Read: Grouchy Ladybug



Morning  
Afternoon  
Evening  
Before  
After

### Work Time (Art)

Process Art  
Bugs



### Work Time (curriculum)

Grouchy Ladybug  
Writing prompts



ladybug



yellow jacket



stag beetle





# Wednesday

## ABC Circle

Oral Language:  
Healthy and Unhealthy Food

Brain Builder

Group Writing: Directional writing X, G and W  
Guided Drawing : Caterpillars, ladybugs, bees  
Spring Scene



## ABC

Speckled  
Flutter  
Guard  
Chilly  
Sprinkling  
Swirled  
Grab  
Accomplished

## Small Group Activities

### Yellow Group

Inchworm  
Measurement



Skill: Children will identify, describe, and compare by attributes of height and length.

### Green Group


Butterfly  
Sequencing



Skill: Children will be able to describe lifecycles of the butterfly and ladybug.

### Blue Group

Beginning and  
Ending Clipping  
Cards



Skill: Children will be able to produce a word and identify the initial sound and ending sound of that word.

### Red Group


Beginning Sound  
Sorting



Skill: Children will be able to produce a word and identify the initial sound of that word. (B, C, L and S words)

### Purple Group

Caterpillar  
Color Bingo



Skill: Children will identify and find colors.

Date: 04/09/15

Theme: Nature Week 2

## Social Development

### Thinking of Solutions

Objective: Children will be able to think of lots of solutions to a problem.

### Moving Toy Game

How to solve the problem of moving toys with certain items.

### Math Circle


### Math Vocabulary

#### Time

Objective: Children will explore time by identifying and ordering events according to the time of day they occur.

Group Discussion about time

Retelling Cards of story  
Grouchy Ladybug





Morning  
Afternoon  
Evening  
Before  
After

### Work Time (Art)

### Work Time (curriculum)

Process Art  
Bugs

Grouchy Ladybug  
Writing prompts



ladybug 

yellow jacket 

stag beetle 

# Thursday

## ABC Circle

Smart Board Lesson:




## ABC

Speckled  
Flutter  
Guard  
Chilly  
Sprinkling  
Swirled  
Grab  
Accomplished

## Small Group Activities

### Yellow Group

Caterpillar  
Patterns



Skill: Children will extend simple patterns by predicting what comes next with concrete objects. Students will create simple patterns with concrete objects.

### Green Group

Early Reader



Skill: Children will learn about print awareness

### Blue Group

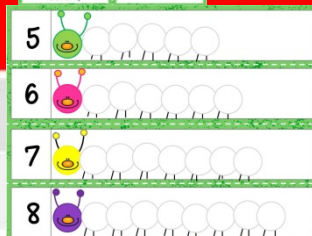
Butterfly  
Sequencing



Skill: Children will be able to describe lifecycles of the butterfly and ladybug.

### Red Group

Caterpillar  
Counting



Skill: Children will use one-to-one correspondence and rote counting to determine how many objects are in a set. 1 to 10.

### Purple Group

Picture Cards  
Letters Sorts



Skill: Children will be able to produce a word and identify the initial sound of that word.



Date: 04/10/15

Theme: Nature Week 2

## Social Development

### Thinking of Solutions

Objective: Children will be able to think of lots of solutions to a problem.

Read: Can I Play Too?



### Math Circle


### Math Vocabulary

#### Time

Objective: Children will explore time by identifying and ordering events according to the time of day they occur.

What time of day?

Use grouchy ladybug story cards to talk about what time of day the grouchy ladybug buzzed by.



Morning  
Afternoon  
Evening  
Before  
After

### Work Time (Art)

### Work Time (curriculum)

#### Process Art Bugs

#### Grouchy Ladybug Writing prompts



ladybug



yellow jacket



stag beetle



# Friday

## ABC Circle

Review Letters and oral language

Child Choice Song

Brain Builder

Child Choice Book/Smart Board

## ABC

Speckled  
Flutter

Guard

Chilly

Sprinkling

Swirled

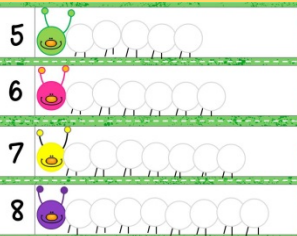
Grab

Accomplished

## Small Group Activities

### Yellow Group


Caterpillar  
Counting



Skill: Children will use one-to-one correspondence and rote counting to determine how many objects are in a set. 1 to 10.

### Green Group


Caterpillar  
Patterns



Skill: Children will extend simple patterns by predicting what comes next with concrete objects. Students will create simple patterns with concrete objects.

### Blue Group

Inchworm  
Measurement



Skill: Children will identify, describe, and compare by attributes of height and length.

### Red Group

Early Reader



Skill: Children will learn about print awareness

### Purple Group

Sorting Bugs



Skill: Children will learn to sort and group objects