

Writing Center

Journals

# Journal

## Preschool Journal Set Up



# Learning and Teaching with Preschoolers

Learning and Teaching with Preschoolers provides booklets, packets and lesson plans that will enable children to acquire information and learn concepts through meaningful hands-on activities. All products will give children a variety of learning experiences.

While using these products teachers will have the opportunity to observe children as they participate, explore and interact with the materials. These products will help free up time so that teachers will be able to collect meaningful anecdotal notes, work samples, and other evidence that will help show each child's skills and behaviors in order to meet all State Standards and Assessments tools. Remember to give each child the joy of lifelong learning.

Because of the reproducible nature of Learning and Teaching with Preschoolers resources and products all sales are final.

All materials are licensed for use by only one teacher in one classroom only.

All products are formatted on PDF files and are print friendly.

If you have any question about the products, please feel free to email me at [teachingpreschoolers@gmail.com](mailto:teachingpreschoolers@gmail.com)

Happy Hands are Learning Hands

*Tami*





# Journal Base

We prefer to use file folders with fasteners, but you can also use a spiral notebook.

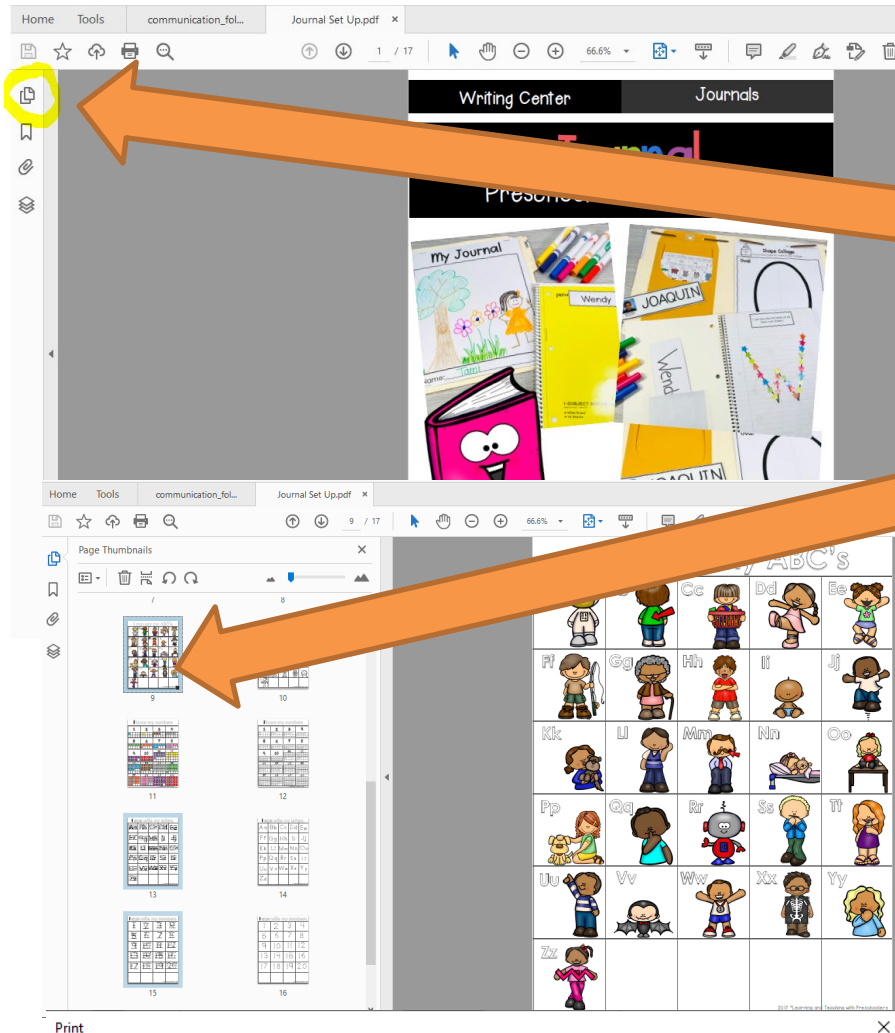


# Front Cover

Tape a envelope on the front inside cover. This envelope will be used for a pocket to name cards, ABC and number cards.

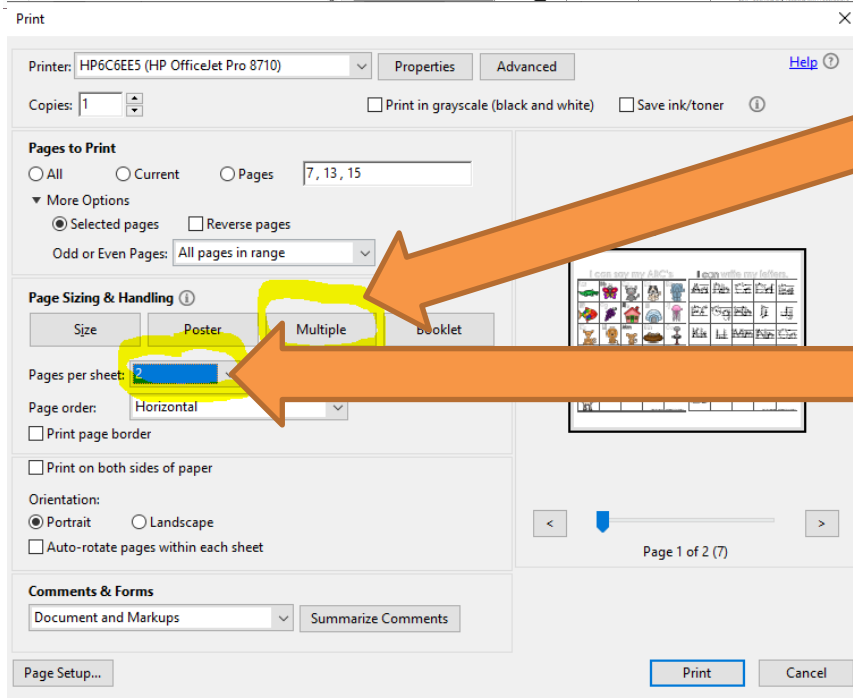


# Printing Instructions



Click on the two sheets of paper

Highlight the pages that you want to print. Hold down on the ctrl button to print multiple pages at the same time.



Click on multiple

Then put how many pages you would like to print on one sheet.

We did 2

# My Journal

Name: \_\_\_\_\_



# I can say my ABC's



























Aa 	Bb 	Cc 	Dd 	Ee 
Ff 	Gg 	Hh 	Ii 	Jj 
Kk 	Ll 	Mm 	Nn 	Oo 
Pp 	Qq 	Rr 	Ss 	Tt 
Uu 	Vv 	Ww 	Xx 	Yy 
Zz 				

# I can say my ABC's

Aa 	Bb 	Cc 	Dd 	Ee 
Ff 	Gg 	Hh 	Ii 	Jj 
Kk 	Ll 	Mm 	Nn 	Oo 
Pp 	Qq 	Rr 	Ss 	Tt 
Uu 	Vv 	Ww 	Xx 	Yy 
Zz 				



# I can say my ABC's

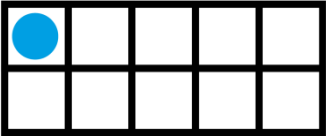
Aa 	Bb 	Cc 	Dd 	Ee 
Ff 	Gg 	Hh 	Ii 	Jj 
Kk 	Ll 	Mm 	Nn 	Oo 
Pp 	Qq 	Rr 	Ss 	Tt 
Uu 	Vv 	Ww 	Xx 	Yy 
Zz 				

# I can say my ABC's


Aa 	Bb 	Cc 	Dd 	Ee 
Ff 	Gg 	Hh 	Ii 	Jj 
Kk 	Ll 	Mm 	Nn 	Oo 
Pp 	Qq 	Rr 	Ss 	Tt 
Uu 	Vv 	Ww 	Xx 	Yy 
Zz 				

# I know my numbers

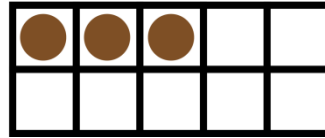
1



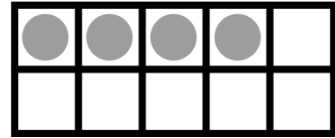
2



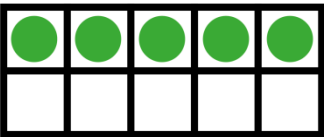
3



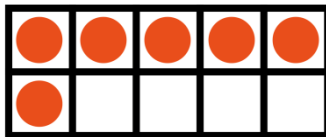
4



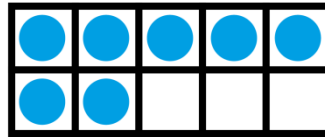
5



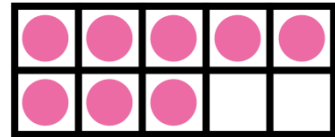
6




7




8



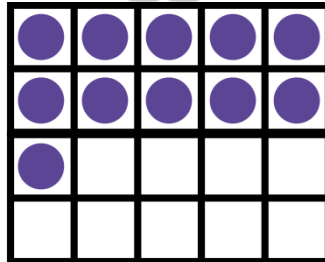
9




10



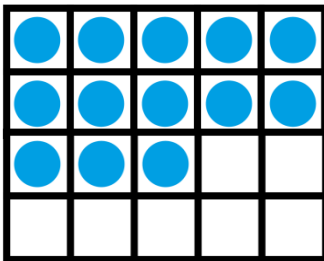
11




12




13




14




15




16




17




18



19



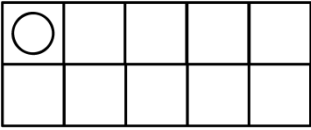
20



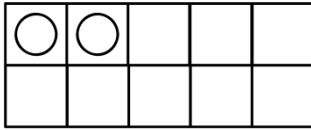


# I know my numbers

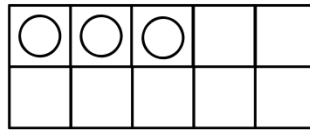
1



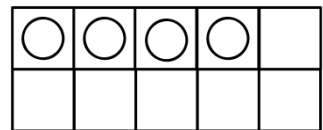
2



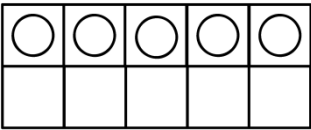
3



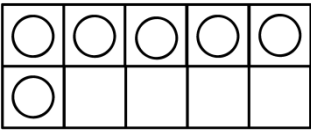
4



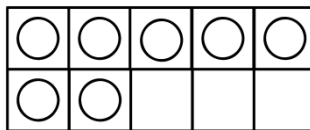
5



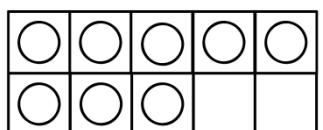
6



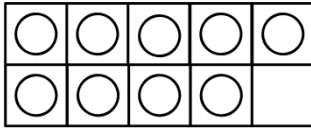
7



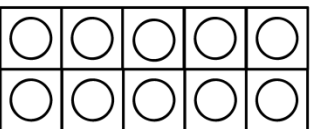
8



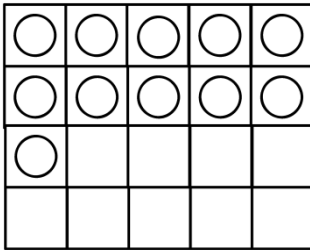
9



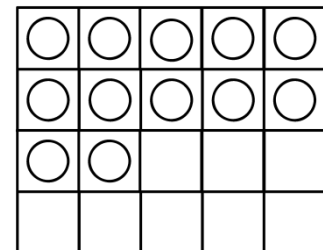
10



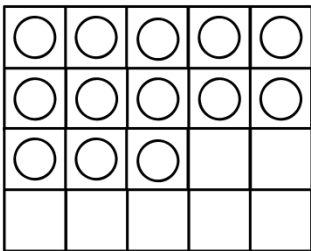
11



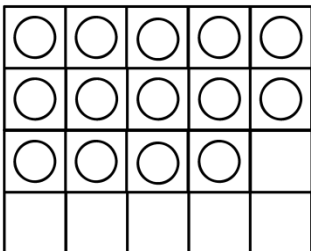
12



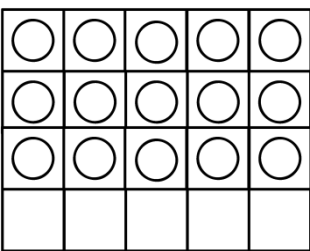
13



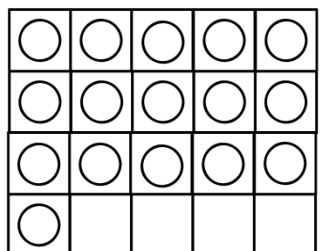
14




15




16




17




18



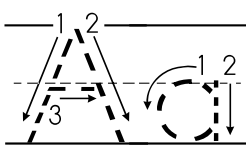
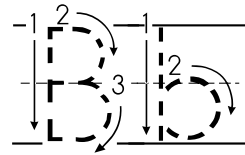
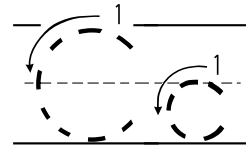
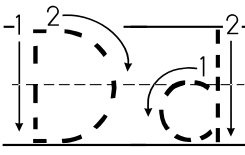
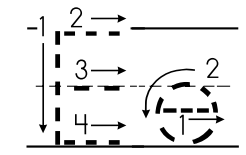
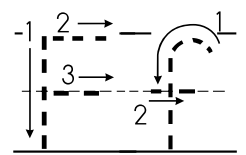
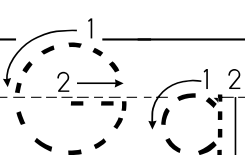
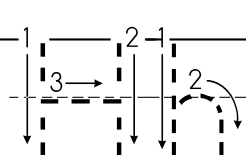
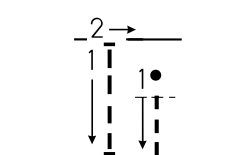
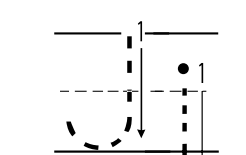
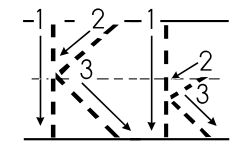
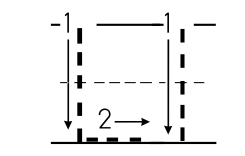
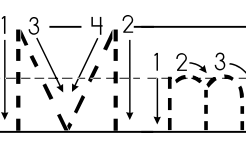
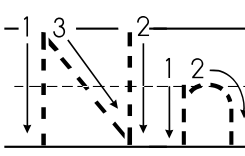
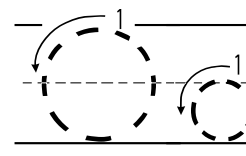
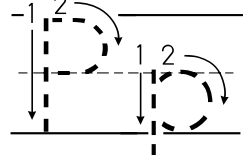
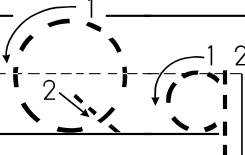
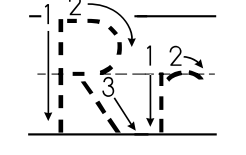
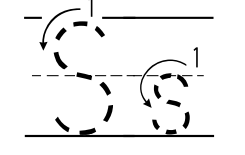
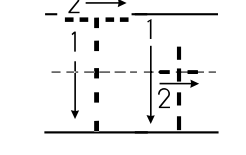
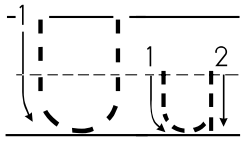
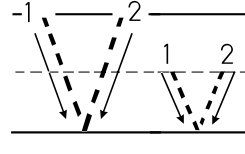
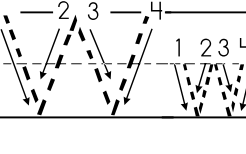
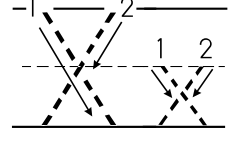
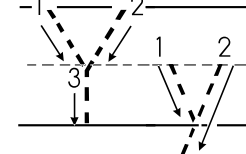
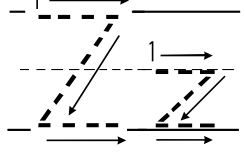
19



20



# I can write my letters.

# I can write my letters.

Aa

Bb

Cc

Dd

Ee

Ff

Gg

Hh

Ii

Jj

Kk

Ll

Mm

Nn

Oo

Pp

Qq

Rr

Ss

Tt

Uu

Vv

Ww

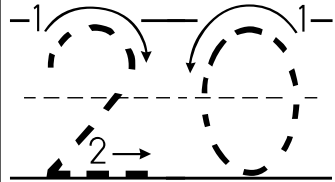
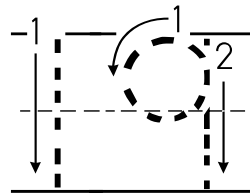
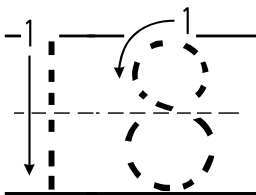
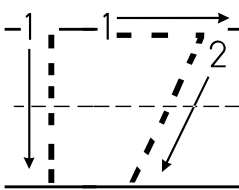
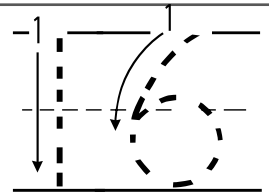
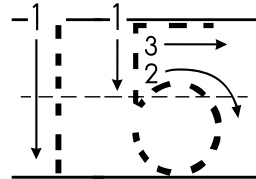
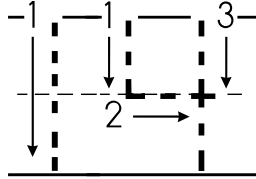
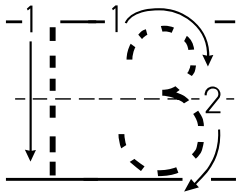
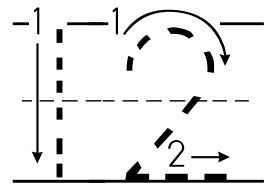
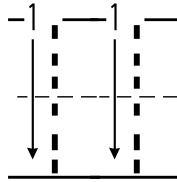
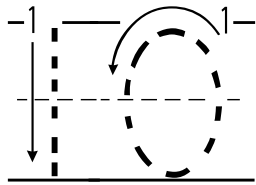
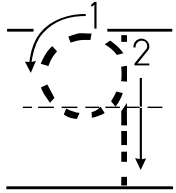
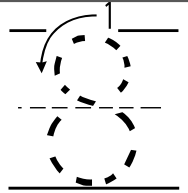
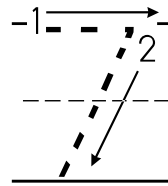
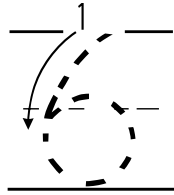
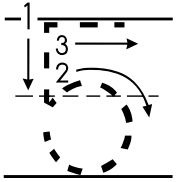
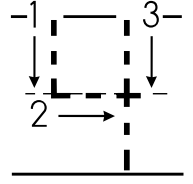
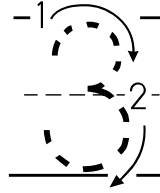
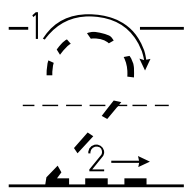
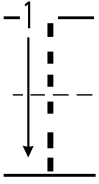
Xx

Yy

Zz



# I can write my numbers.



I can write my numbers.

1

2

3

4

5

6

7

8

9

10

11

12

13

14

15

16

17


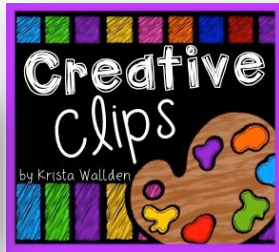

18

19

20

# Special Thanks

to all the wonderful artists for helping to make this product possible.



You can also find me on...

