

CIRCLE TIME ROUTINES

First Circle
Social/Social Studies/Math

Second Circle
ABC Circle/Science

Morning Song
Greeting our Friends
Social Lesson
Transition to
Wash hands for Breakfast

Movement Song
ABC Song
Book Reading
Transition Game to Wash
hands for Snack

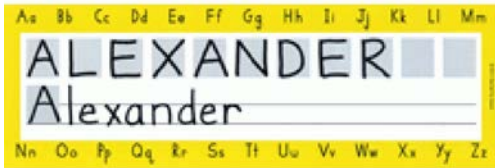


Changing the

Theme: _____

Writing Center

Introduce Name Plates



Introduce how to use Markers



Math Center

Introduce how to use math counters.



How to put counters away

Block Center

Introduce how to use wooden blocks.



How to put blocks away

Dramatic Play

Introduce how to use set the table.




Introduce how to use put items away.

Centers

Date: _____



Science Center



Sensory Table


Introduce how use sensory table.



Cotton ball Scoop and Pinch

Play Dough

Introduce how use play dough rollers and cutters.



How to put materials away

Art Center

Introduce how to use scissors with paper strips



Theme: _____

Social /Social Studies /Math Circle

ABC Circle/Science

Monday

Social Skills

How to say Hello to your friends.
Hello song



Read: How to Wash Your Hands



Math

Who is Here?



Transition:
Hoop Hop

Tuesday

Social Science

Read:
It's Clean Up Time



Review hand washing with pocket chart story



Math

Transition:
Roll and Catch the Ball

Wednesday


Social Skills

Who's Name is It?

Class book children's names with pictures

Transition:
Who's Name is it?

ABC
Sing ABC Song with Cards



Read:
At School



Transition:
Picture Match

Science
How Germs Spread



Transition:
'Who's name is it?'

Pair & Share
Turn to neighbor Hi my name is _____. What is yours?



Transition:
Walk the tight rope

Thursday

Social Skills

Song: [Follow the Rules](#)




Math

Transition:
Hoop Hop

Friday

Social Skills

Read:

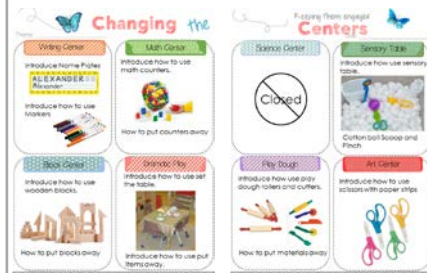


Math

Transition:
Roll and Catch the Ball

Worktime

Introduce the Centers




Social /Social Studies /Math Circle

ABC Circle/Science

ABC

Sing ABC Song with Cards



Pocket Chart At School I Can



Transition:
Picture Match





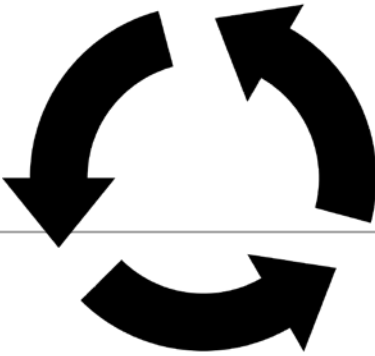





Shared Writing Sentence Frame

Favorite part of the day is



Transition:
Who's Name is it?




	Monday	Tuesday	Wednesday	
Small Group	<p>My First School Drawing</p> 	<p>How to Use Glue Gluing collage material</p> 	<p>Blue Yellow Green Rotate activities</p>	
Small Group		<p>My First School Painting</p> 		
Small Group		<p>How to Use the Glitter My First Glitter Collage</p> 		
Small Group		<p>How to Use Scissors Cutting paper</p> 		<p>How to Use Glue Paper Collage Use paper from cutting activity</p> 
Small Group				

Thursday


Friday

Notes

Small Group



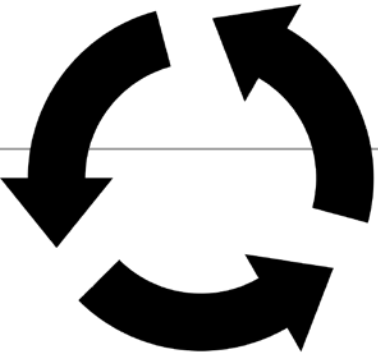
I can make the first letter of my name



Small Group



Small Group



Small Group

My First School Painting



Small Group



Notes section with horizontal lines for writing.