

Tell Me
&
I Forget

Teach Me
&
I Remember

Involve Me
&
I Learn

Benjamin Franklin



Changing the

Art & Crafts

Still life of apples
Painting table

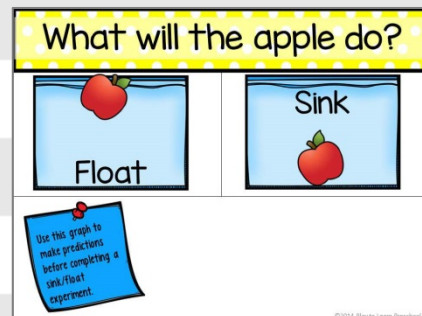
Water Color Drip
red, green, yellow
on coffee filters

Dramatic Play



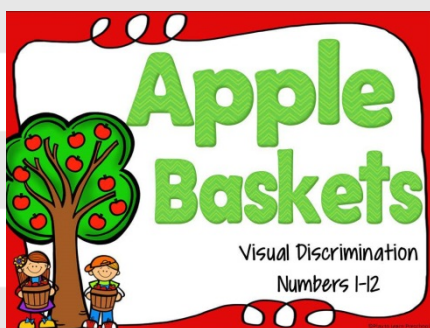
[Apple Orchard
Prop Box](#)

Science



[Sink or Float](#)

Math Area



[Apple Counting
Game](#)

Music & Movement

Sand & Water

[Apple Pie Sensory
Play](#)



Chick peas, bowls
Pinchers.

Keeping them engaged

Centers



Block & Building

Basket of real
Apples



Writing Center

Apple shape
booklets

[Color the Room](#)
[Letter Ww](#)
[Number One](#)



Book Area

Apple theme
books

Play Dough



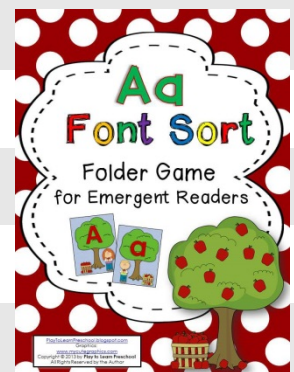
[Apple Orchard](#)
[Play dough mats](#)

Cooking & Nutrition

Making Apple
Sauce



Letter & Words



[Sorting A's](#)
[Upper and Lower](#)

Date: 9/22/2014


Theme: Apples

Social Development

Paying Attention

Objective- Children will learn how to pay attention during group and small group time.

Read the book by Heidi Songs
Wiggles Learns to Pay Attention



Wiggles Learns to Pay Attention

Math Circle

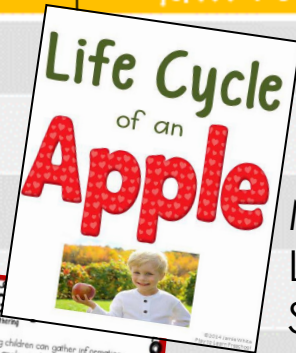
Objective: Children will be able to describe
In terms where apples come from and what
we use them for.

Group discussion

Where do apples come from?

What can we do with apples?

Read story: [Life cycle of an Apple](#)
[Sorting and Graphing Real Apples](#)



More
Less
Same
Numbers



Work Time (Art)

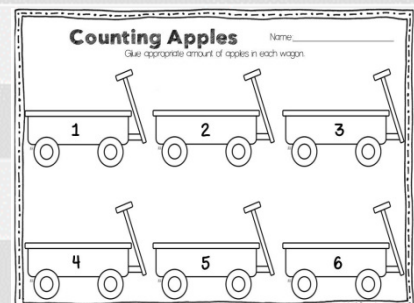
Change seasonal string tree to an apple tree



Work Time (curriculum)

Counting Apples DRDP Assessment

Counting paper apples into each number wagon




Monday

ABC Circle

Phonological Awareness-
The Apple and the Worm

Brain Builder

Alphabet Recognition:
Introduce Aa smart board



The Apple and The Worm

I bit an apple
That had a worm
I swallowed the apple
I swallowed the worm
I felt it squiggle
I felt it wiggle
I felt it run
It felt so slippery, slimy, scrummy
I felt it land- FLOP!
In my tummy!
I guess that worm is there to stay Unless
I swallow a bird some-day!



ABC

Vocabulary

Apple
Worm
Tree
Orchard
Pie

Book:

Small Group Activities

Yellow Group

How many apples
tall?

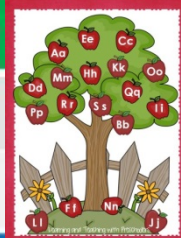
DRDP Assessment



Skill: Children will learn about different heights and how to measure using apple blocks.

Green Group


Apple Tree
ABC Bingo



Skill: Children will learn to identify Letters.

Blue Group

Counting Apples
DRDP Assessment



Skill: Children will learn to count up to 10 objects using one-to-one correspondence.

Red Group

Beginning Sound
Sort A and W



Skill: Children will begin to recognize that letters have sounds. A and W

Purple Group

Building Fine Motor Skills
Pom Poms and Stickers



Skill: Children will gain dexterity resulting in the progression of the penmanship skills.

Date: 9/23/2014

Theme: Apples


Social Development

Paying Attention

Objective- Children will learn how to pay attention during group and small group time.

[Watch I can follow the rules](#)
[Heidi Songs Classroom Management](#)

Group discussion about what
We need to do at carpet



Math Circle

[Apple Tasting](#)



Math Vocabulary

More
Less
Same
Numbers

Work Time (Art)

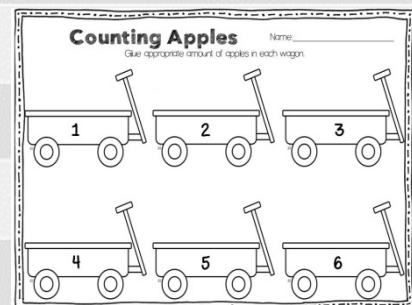
Change seasonal string
tree to an apple tree



Work Time (curriculum)

Counting Apples
DRDP Assessment

Counting paper apples into
each number wagon



Tuesday

ABC Circle


Shared Writing: How do you think a pie is made?
What kind of fruit can go in a pie?

Brain Builder

Print Awareness:: Talk about the book cover, title page

Story Telling: The Apple Pie Tree

ABC



Small Group Activities

Yellow Group

[Building Fine Motor Skills](#)



Skill: Children will gain dexterity resulting in the progression of the penmanship skills.

Green Group

How many apples tall?
DRDP Assessment



Skill: Children will learn about different heights and how to measure using apple blocks.

Blue Group


[Apple Tree](#)
[ABC Bingo](#)



Skill: Children will learn to identify Letters.

Red Group

[Counting Apples](#)
[DRDP Assessment](#)



Skill: Children will learn to count up to 10 objects using one-to-one correspondence.

Purple Group

[Beginning Sound](#)
[Sort A and W](#)



Skill: Children will begin to recognize that letters have sounds. A and W

Date: 9/24/2014


Theme: Apples

Social Development

Paying Attention

Objective- Children will learn how to pay attention during group and small group time.

Read: [Howard B. Wigglebottom Learns to Listen](#)



Math Circle

[Apples on a Tree](#)

Magnetic board story



Smart Board

[Apple Graphing](#)



Math Vocabulary

More
Less
Same
Numbers

Work Time (Art)

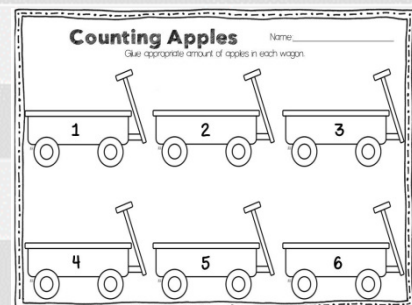
Building fine motor skills/Letter recognition
Torn paper a apple.



Work Time (curriculum)

Counting Apples
DRDP Assessment

Counting paper apples into each number wagon



Wednesday

ABC Circle

Oral Language:
Vocabulary Cards

Brain Builder

Group Writing: Drawing
tree, worm, cloud, bird



ABC

Vocabulary

Apple
Seed
Stem
bloom

Small Group Activities

Yellow Group

[Beginning Sound](#)
[Sort A and W](#)



Skill: Children will begin to recognize that letters have sounds. A and W

Green Group

[Building Fine Motor Skills](#)



Skill: Children will gain dexterity resulting in the progression of the penmanship skills.

Blue Group

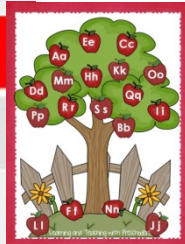
How many apples
tall?
DRDP Assessment



Skill: Children will learn about different heights and how to measure using apple blocks.

Red Group


[Apple Tree](#)
[ABC Bingo](#)



Skill: Children will learn to identify Letters.

Purple Group

[Counting Apples](#)
[DRDP Assessment](#)



3



4

Skill: Children will learn to count up to 10 objects using one-to-one correspondence.

Date: 9/18/2014

Theme: Apples

Social Development

Paying Attention

Objective- Children will learn how to pay attention during group and small group time.

We do Listen Foundation Interactive Game




Math Circle

Read the Book

Apples on Top

Smart Board Book



Counting groups of Apples on the Smart Bard

Math Vocabulary

More
Less
Same
Numbers

Work Time (Art)

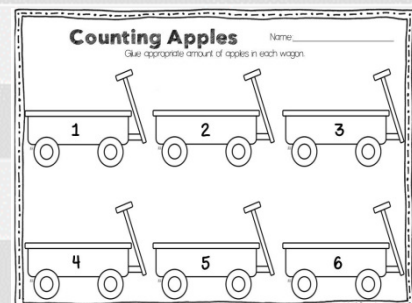
Building fine motor skills/Letter recognition
Torn paper a apple.



Work Time (curriculum)

Counting Apples DRDP Assessment

Counting paper apples into each number wagon



Thursday

ABC Circle

ABC

Vocabulary

Story Telling: Willy Worm Finds a Home



Smart Board Lesson:
[Visual discrimination](#)




Apple
Worm
Tree
Orchard
Pie

Small Group Activities

Yellow Group

[Counting Apples](#)
[DRDP Assessment](#)



Skill: Children will learn to count up to 10 objects using one-to-one correspondence.

Green Group

[Beginning Sound](#)
[Sort A and W](#)



Skill: Children will begin to recognize that letters have sounds. A and W

Blue Group

[Building Fine Motor Skills](#)



Skill: Children will gain dexterity resulting in the progression of the penmanship skills.

Red Group


How many apples tall?
DRDP Assessment



Skill: Children will learn about different heights and how to measure using apple blocks.

Purple Group

[Apple Tree](#)
[ABC Bingo](#)



Skill: Children will learn to identify Letters.

Date: 9/19/2014



Theme: Apples

Social Development

Paying Attention

Objective- Children will learn how to pay attention during group and small group time.

Children choice of book reading



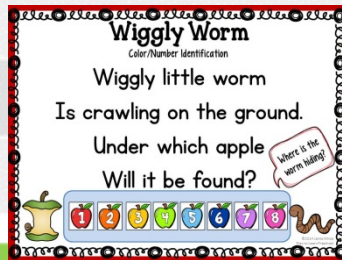
Math Circle

Read the Book

[Apples on Top](#)

Smart Board Book

[Wiggle Worm](#)



Math Vocabulary

Numbers
Colors

Work Time (Art)

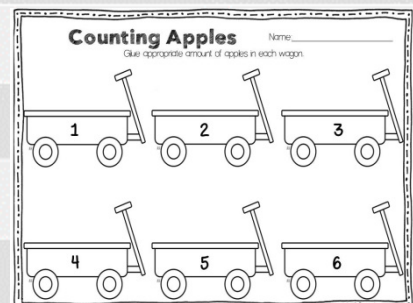
Building fine motor skills/Letter recognition
Torn paper a apple.



Work Time (curriculum)

Counting Apples
DRDP Assessment

Counting paper apples into
each number wagon



Friday

ABC Circle

Review Letters and oral language

Child Choice Song

Brain Builder

Child Choice Book/Smart Board

ABC

Vocabulary

Apple

Worm

Tree

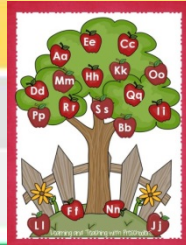
Orchard

Pie

Small Group Activities

Yellow Group


[Apple Tree](#)
[ABC Bingo](#)



Skill: Children will learn to identify Letters.

Green Group

[Counting Apples](#)
[DRDP Assessment](#)



Skill: Children will learn to count up to 10 objects using one-to-one correspondence.

Blue Group

[Beginning Sound](#)
[Sort A and W](#)



Skill: Children will begin to recognize that letters have sounds. A and W

Red Group

[Building Fine Motor Skills](#)



Skill: Children will gain dexterity resulting in the progression of the penmanship skills.

Purple Group

How many apples tall?
DRDP Assessment



Skill: Children will learn about different heights and how to measure using apple blocks.